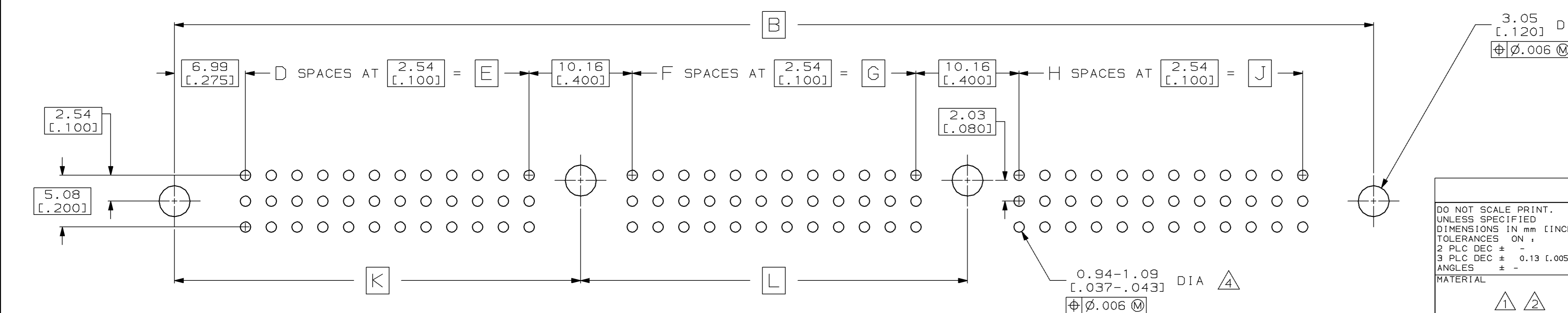
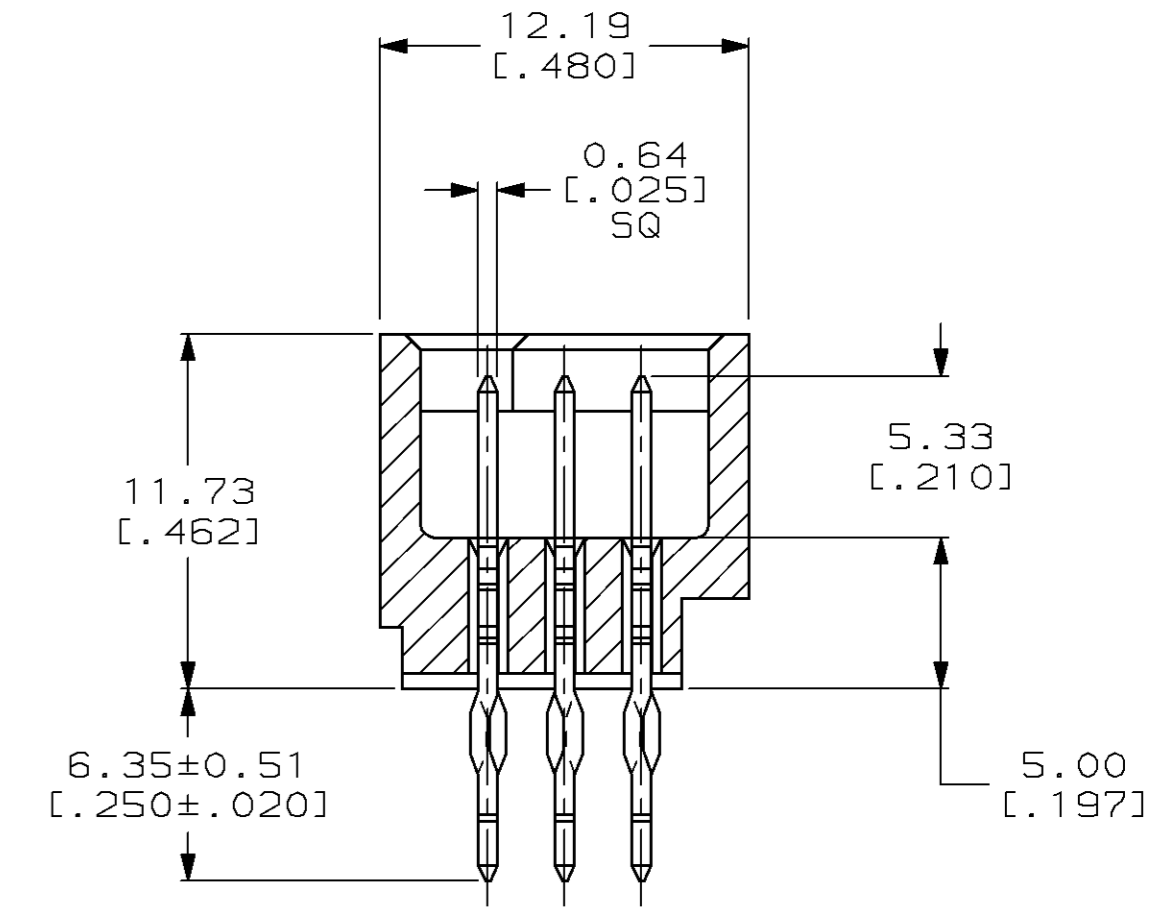
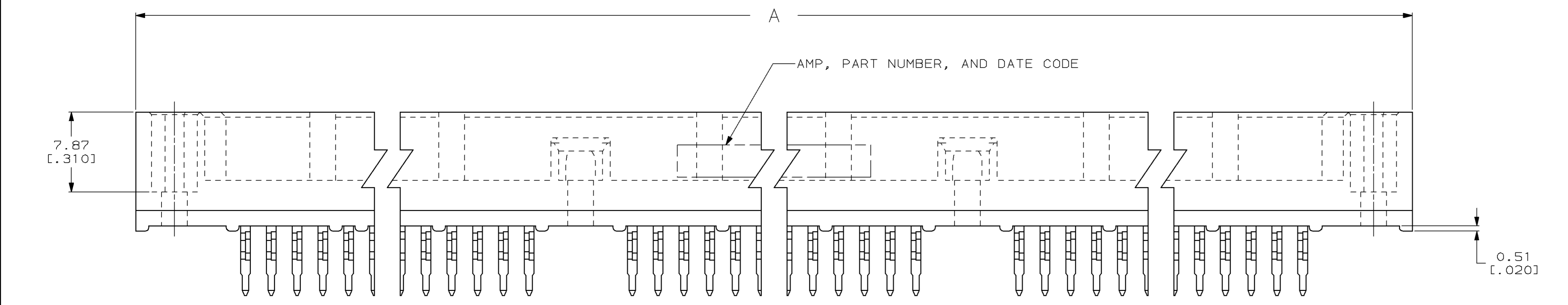
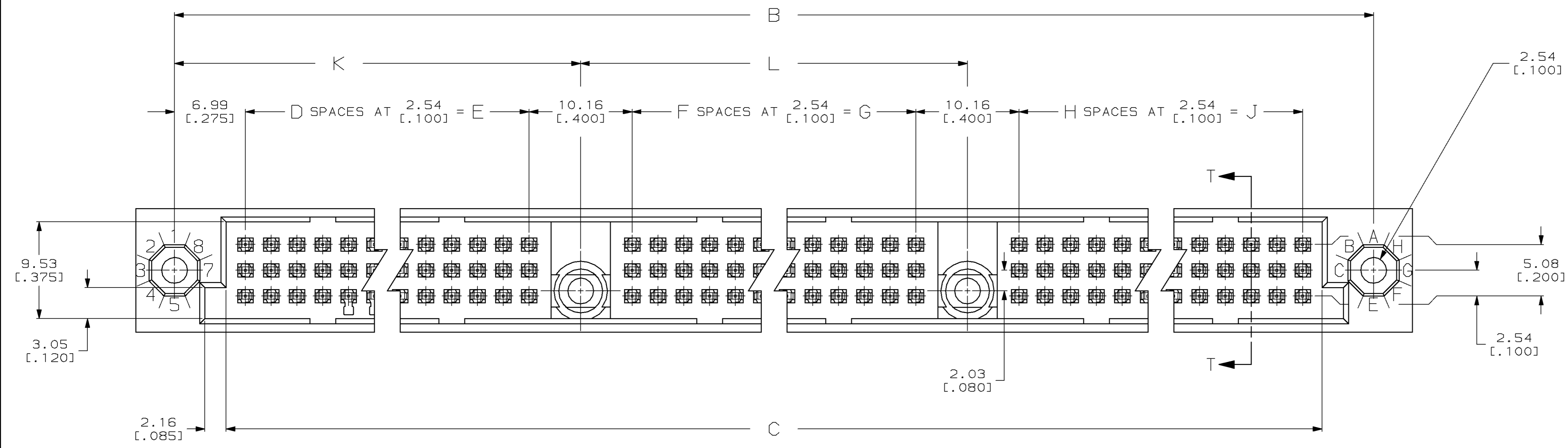


LOC		DIST		REV		REVISIONS		
AD	25	P	F	ZONE	LTR	DESCRIPTION	DATE	APPD
					E	ECN AD4218	04/17/90	RKS
					F	PER EC 0196-96	T.S. 3-20-96	GS
					G	PER EC 0010-0811-96	T.S. 12-19-96	JR



RECOMMENDED P.C. BOARD LAYOUT



DO NOT SCALE PRINT. UNLESS SPECIFIED DIMENSIONS IN mm [INCHES] TOLERANCES ON: 3 PLC DEC ± 0.13 [.005] ANGLES ± -		DR 04/17/90 R.K. SEIFRIED		PART NO	
CHK F. KIBLER 8-17-92		APPD DAVE HOFFMAN 8-17-92		NAME	
MATERIAL		PRODUCT SPEC		HDI, 3 ROW, PIN ASSEMBLY, TWO CENTER GUIDE PINS, 6.35 [.250] LONG ACTION PINS, .00076 [.000030] GOLD PLATE	
FINISH		APPLICATION SPEC		SIZE	CAGE CODE
DRAWING NO		DRAWING NO		D	00779
WEIGHT		SCALE		4:1	DRAWING NO
SHEET		SHEET		533094	1 OF 2

CUSTOMER DRAWING

LOC		DIST		P		F		ZONE		LTR		REVISIONS			
AD	25											DESCRIPTION	DATE	APPD	
												G	SEE SHEET 1	-	-

- ① HOUSING MATERIAL: THERMOPLASTIC, COLOR-NATURAL.
- ② CONTACT MATERIAL: PHOSPHOR BRONZE.
- ③ CONTACT FINISH: .00127-.00254 [.000050-.000100] NICKEL UNDERPLATE ALL OVER; .00076 [.000030] GOLD PLATE IN CONTACT AREA, TIN-LEAD PLATED POSTS.
- ④ ACTION PIN POSTS REQUIRE 2.36 [.093] MIN THICK P.C. BOARD. RECOMMENDED P.C. BOARD HOLES ARE 1.151 [.0453] DIA PLATED THRU WITH 0.025-0.076 [.001-.003] COPPER, WITH 0.0076 [.0003] MIN TIN-LEAD PLATING; FINISHED HOLE AFTER PLATING 0.94-1.09 [.037-0.43] DIA.
- 5. DIMENSIONS IN BRACKETS ARE IN INCHES.
- ⑥ PART NUMBER IS OBSOLETE.

⑥															533094-9
⑥															533094-8
⑥															533094-7
⑥															533094-6
⑥															533094-5
⑥															533094-4
	127.00	128.90	116.84	46	116.84	46	116.84	46	374.65	384.81	392.43	423	533094-3		
	[5.000]	[5.075]	[4.600]		[4.600]		[4.600]		[14.750]	[15.150]	[15.450]				
	121.92	123.82	111.76	44	111.76	44	111.76	44	359.41	369.57	377.19	405	533094-2		
	[4.800]	[4.875]	[4.400]		[4.400]		[4.400]		[14.150]	[14.550]	[14.850]				
	116.84	118.74	106.68	42	106.68	42	106.68	42	344.17	354.33	361.95	387	533094-1		
	[4.600]	[4.675]	[4.200]		[4.200]		[4.200]		[13.550]	[13.950]	[14.250]				
	L	K	J	H	G	F	E	D	C	B	A	POSN	PART NUMBER		

DO NOT SCALE PRINT. UNLESS SPECIFIED DIMENSIONS IN mm [INCHES] TOLERANCES ON:		DR 04/17/90 R.K. SEIFRIED		AMP AMP Incorporated Harrisburg, PA 17105-3608	
1 2 3 4 5 6 7 8 9 10 11 12 13 14 15 16 17 18 19 20 21 22 23 24 25 26 27 28 29 30 31 32 33 34 35 36 37 38 39 40 41 42 43 44 45 46 47 48 49 50 51 52 53 54 55 56 57 58 59 60 61 62 63 64 65 66 67 68 69 70 71 72 73 74 75 76 77 78 79 80 81 82 83 84 85 86 87 88 89 90 91 92 93 94 95 96 97 98 99 100		CHK F. KIBLER 8-17-92			
2 PLC DEC ± -		APPD DAVE HOFFMAN 8-17-92		NAME	
3 PLC DEC ± 0.13 [.005]		APPD DAVE HOFFMAN 8-17-92		HDI, 3 ROW, PIN ASSEMBLY,	
ANGLES ± -		PRODUCT SPEC -		TWO CENTER GUIDE PINS,	
MATERIAL		APPLICATION SPEC -		6.35 [.250] LONG ACTION PINS,	
① ②		SCALE 4:1		.00076 [.000030] GOLD PLATE	
FINISH ③		DRAWING NO 533094		SHEET 2 OF 2	
WEIGHT -		CAGE CODE 00779		CUSTOMER DRAWING	

